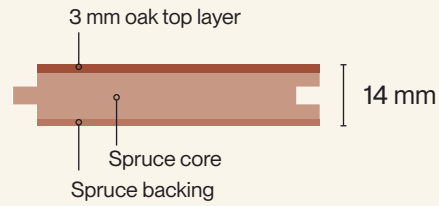
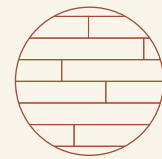


# Overview




## Engineered Wood - 14/3 mm - T&G




### SINGLE STRIP

- 2V
- W: 190\*/225/245 mm
- L: 85% m<sup>2</sup> 1720 + max. 2400, 15% m<sup>2</sup> 500-1520 mm
- \*also available in 15/4 mm (except Calm grading and Karel IV)



### HERRINGBONE

- 4V
- 100/120 x 600 or 175 x 700 mm

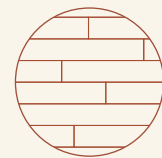


### CHEVRON\*\*

- 4V
- 100 x 600 mm
- \*\*T&G insert required




## Solid Wood - 20 mm - T&G



### SINGLE STRIP

- 2V
- W: 120/150/170/185 mm
- L: 60% m<sup>2</sup> 1700 + max. 2400, 40% m<sup>2</sup> 500-1650 mm



### HERRINGBONE

- 4V
- 100/120 x 600 mm

Collection	Chateau	Kolonial	Soft Tone	Harfa Vintage	Pelgrim	Karel IV
<b>Surface structure</b>	Sanded	Brushed	Slightly brushed	Irregularly cross-sawn	Specially filled and distressed	Handcrafted
<b>Finish</b>	Osmo PolyX + Osmo PolyX top-coating					ESCO oxidative oil
<b>Engineered Wood - 14/3 mm - T&amp;G</b>						
<b>Dimension (mm)</b>						
190	Special rustic	•	•	•	•	
	Original	•	•	•	•	
	Calm		•	•	•	•
	Superb	•	•	•	•	•
	Elegance	•	•	•	•	
225	Special rustic	•	•	•	•	
	Original	•	•	•	•	
	Superb/Elegance	•	•	•	•	•
245	Special rustic		•	•	•	
	Original		•	•	•	
	Superb/Elegance		•	•	•	•
100/120 x 600 175 x 700	Special rustic	•	•	•	•	
	Original	•	•	•	•	
	Superb/Elegance	•	•	•	•	•
100 x 600	Original		•	•		
	Superb/Elegance		•	•		
<b>Solid Wood - 20 mm - T&amp;G</b>						
<b>Dimension (mm)</b>						
120/150 170/185	Original	•	•	•	•	
	Original	•	•	•	•	
	Karel IV					•
100/120 x 600	Original	•	•	•		
	Superb/Elegance	•	•	•	•	